

**Deloitte.**

# Technology Fast 500

*Setting the  
pace*

**2004**

Annual list of the fastest growing  
technology companies in North America

Audit • Tax • Consulting • Financial Advisory.

# 2004 Deloitte Technology Fast 500

## Research and Eligibility

The Technology Fast 500 is a ranking of the fastest growing technology companies in North America based on percentage fiscal year revenue growth over five years (1999–2003) by Deloitte & Touche, LLP.

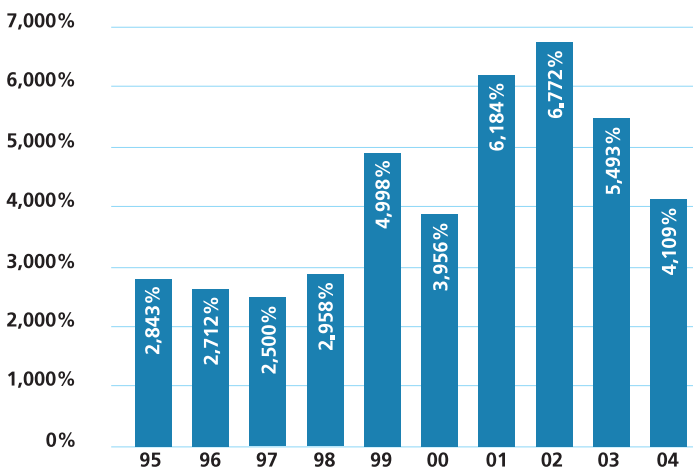
The list is the result of research on technology companies. Sources for public and private companies that make the list include public company databases, Deloitte's 19 regional Technology Fast 50 programs in North America and direct nominations.

To be eligible for the Technology Fast 500, a company must meet the following criteria:

1. Be a technology company, defined as a company that owns proprietary technology that contributes to a significant portion of the company's operating revenues; or devotes a significant portion of revenues to the research and development of technology. Using other companies' technology in a unique way does not qualify.
2. Meet minimum operating revenue requirements:
  - 1999 operating revenues must be at least \$50,000 USD or \$75,000 CD.
  - 2003 operating revenues must be at least \$1 million USD or CD.
3. Be in business a minimum of five years.
4. Be headquartered in the United States or Canada.

## Fast 500 Companies

### Average Percentage Growth Rate



## The Creative Path to Success

This year marks the tenth anniversary of Deloitte's Technology Fast 500. Through the years, the companies that have appeared on our list have benefited from high-flying economies and weathered those that were more challenging. The 500 companies on the 2004 Deloitte Technology Fast 500 list are no different. The economy over this past five-year period — during which their growth was measured — started in 1999 with a bang, took a dip and has gradually been working its way up. Companies that have thrived in this period demonstrated creativity, resilience and just plain good business smarts. Our top five companies are the best examples of this; their success reveals an extraordinary ability to compete in their respective markets with innovative technologies and superior marketing that have lifted them above the rest.

The Deloitte Technology Fast 500 recognizes North America's fast growing technology companies in terms of percentage revenue growth over five years.

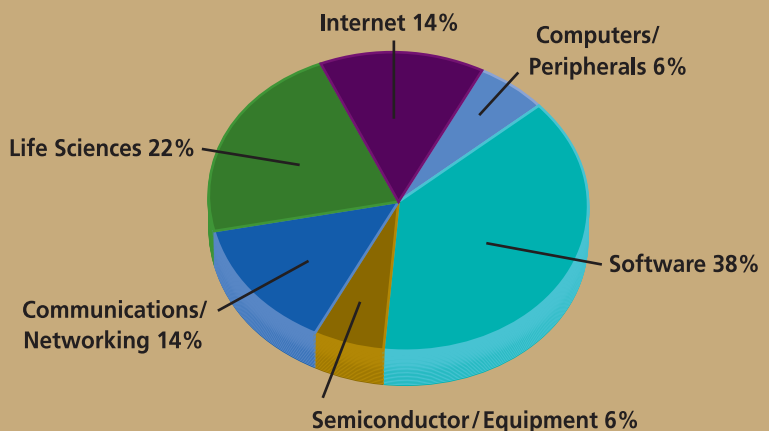
Our top five companies enjoyed an average revenue growth rate over five years of 183,337 percent. Average revenue growth for our Fast 500 companies as a whole declined from last year to 4,109 percent.

## The Top Five

This year's leader was Google, a search engine firm that has become a household name and even a verb. The Mountain View, Calif.-based company, which went public in 2004, earned \$961,874,000 in revenues in 2003. These numbers reflect an increase of 437,115 percent from 1999 revenues of \$220,000, placing it among our all-time top winners.

TheraSense, Inc., an Alameda, Calif.-based developer and seller of glucose self-monitoring systems that reduce the pain of

## Fast 500 Companies by Industry Segment



testing for those with diabetes, came in second on our list. Now a part of Abbott Laboratories, TheraSense — which topped the list last year — reported revenues of \$211,854,000 in 2003, a leap of 249,140 percent over five years from 1999 revenues of \$85,000.

In third place is Salt Lake City, UT-based STSN, Inc., a provider of high-speed Internet access to the hospitality industry. STSN posted \$60,591,000 in revenues in 2003, 118,706 percent higher than its 1999 revenues of \$51,000.

Fourth place is held by Cardiac Science, Inc., a developer and manufacturer of cardiac defibrillators. The Irvine, Calif.-based company reported revenues of \$61,982,000 in 2003, jumping 60,077 percent from 1999 revenues of \$103,000.

PriceGrabber.com, LLC, an online comparison shopping site based in Culver City, Calif., is fifth on our list with 2003 revenues of \$26,909,000 — an increase of 51,648 percent from 1999 revenues of \$52,000.

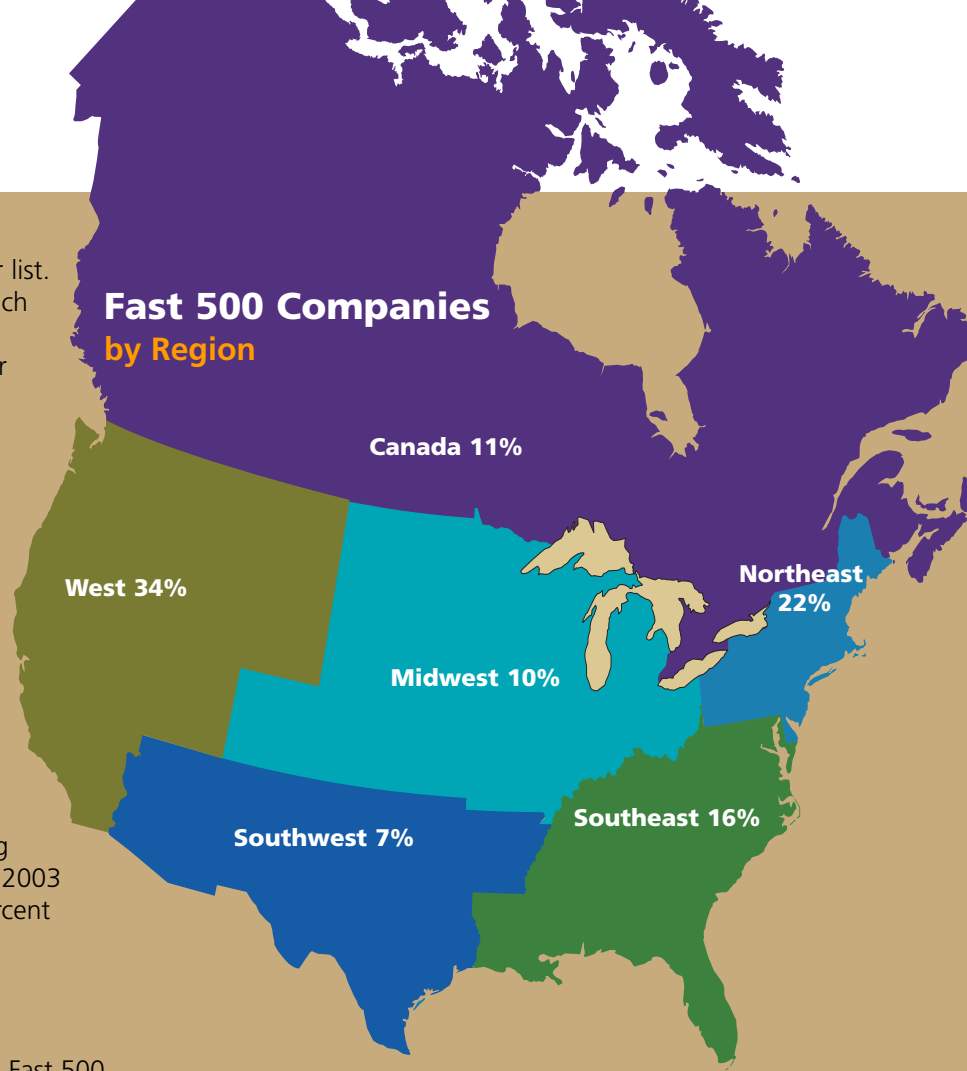
### Fast Highlights: How the West Has Won

Through the years, the proportion of companies on the Fast 500 list has tended to tilt West. This year is no different. Indeed, the Western region can claim the greatest number of companies on the list with 168, or 34 percent; the highest percentage of growth (8,790 percent); all the top 10 winners; and the largest companies, home to five of the seven companies on the list with revenues over \$1 billion.

California is home to slightly more Fast 500 companies this year — 131 compared to 129 last year. Regionally, the Northeast again follows the West with 22 percent, followed by the Southeast (16 percent), Canada (11 percent), the Midwest (10 percent) and the Southwest (7 percent).

This year, only one software company is on the list's Top Ten, although software companies still dominate the Fast 500 list as a whole, numbering 192, or 38 percent, in 2004. Life sciences again follows as the second most popular industry sector, increasing to 22 percent from 19 percent last year. Communications/networking companies and Internet companies each represent 14 percent of the list. Semiconductor/equipment and computers/peripherals each accounted for 6 percent of the companies on the list.

Slightly fewer — 59 percent compared to last year's 62 percent — are public companies this year. Their average revenue growth is almost twice that of private companies on the list: 5,062 percent compared with 2,726 percent.



Seven companies on this year's Fast 500 reported more than \$1 billion in revenues in 2003. The top producer once again is Sanmina-SCI Corporation, a semiconductor company in 273<sup>rd</sup> place, with \$10.4 billion in reported annual revenues.

### Success Bears Repeating

It's always exciting to have repeat winners on the Fast 500 list. This year we salute two communications/networking companies that have earned berths on the list for the eighth consecutive year: RS Information Systems, Inc., out of McLean, Va., which ranks 318 on the list, and Lanham, Md.-based QSS Group, Inc., which ranks Number 388.

Additionally, we congratulate Cherokee Information Services, Inc., a software company based in Arlington, Va., for earning a spot on the list — Number 373 — for the seventh year in a row. Number 415 on the list, Gilead Sciences, Inc., a life sciences company based in Foster City, Calif., makes its appearance for the sixth time.

# 2004 Deloitte Technology Fast 500



1

## Google

Is it enough to measure success by revenues alone? How about when your company name actually becomes a hip verb, when your site is used for everything from getting the low-down on possible love interests to finding critical medical information? Or when your IPO becomes the cause célèbre of the business world?

Google is an Internet phenom if ever there was one. But unlike so many earlier phenoms that tanked, Google has revenues. Indeed, they posted \$220,000 in revenues in 1999 and \$961,874,000 in 2003, an increase over five years of 437,115 percent.

A play on the word googol, which refers to the numeral 1 followed by 100 zeros, Google is now an unlikely household name. The search engine company first opened its doors in 1998, and while in beta mode, answered 10,000 search queries a day. Word got out and in one year, the service was answering more than half a million queries daily and had Red Hat as its first commercial search customer. Oh, and they tossed the beta label, as well.

Since then, Google has become the premier search engine and one of the five most popular sites on the Internet, with 81.9 million global unique users a month and offering results in 35 languages.

In the fourth quarter of 2001, Google, with more than 1,900 employees, turned profitable, generating revenues primarily through keyword-targeted advertising and online search services. In August 2004, its auction IPO raised close to \$2 billion. It's also been churning out new tools and services, including Google News, Froogle (a product search service), Gmail (free email accounts), Local Search, the Google Toolbar and the Google Deskbar.

What's coming down the pike? Well, if you read their company history on their web site, you find that they're pretty closed lip about the future. "We don't talk much about what lies ahead, because we believe one of our chief competitive advantages are surprise, innovation and an almost fanatical devotion to our users."



Eric Schmidt, CEO

Headquarters: Mountain View, CA

[www.google.com](http://www.google.com)

Five-Year Revenue Growth: 437,115%

2

## TheraSense, Inc.

(now Abbott Diabetes Care, a division of Abbott Laboratories)

TheraSense is no stranger to Deloitte's Fast 500 list, or even the top five list. But this year, it appears with a twist—as part of Abbott Laboratories, specifically Abbott Diabetes Care.

Abbott purchased TheraSense in April 2004 and combined it with Abbott's MediSense business, creating a full line of glucose monitoring products — including the FreeStyle and Precision brands — to be marketed around the world.

"Abbott has a strong history of innovation. Because of this, we were very impressed by the technology at TheraSense, which revolves around their pioneering glucose measurement technology — coulometry — requiring very small amounts of blood," explains Edward Fiorentino, president of Abbott Diabetes Care. Certainly, the young company's revenues didn't hurt either. TheraSense's 1999 revenues of \$85,000 increased to \$211,854,000 in 2003, a leap of 249,140 percent.

The company, whose name derived from "therapeutic sensors," was founded in 1996 by Dr. Adam Heller and Ephraim Heller based on Dr. Heller's Wired Enzyme Technology, a glucose measurement process that changes biochemical concentrations to electrical signals. The company's first



## ABBOTT LABORATORIES

product, the FreeStyle Blood Glucose Monitoring System, allows diabetics to measure glucose in smaller amounts of blood, resulting in less pain.

The company has built a product line to accompany FreeStyle monitors, including the FreeStyle CoPilot, an online management system that helps patients better manage their disease through information and behavior modification, and a continuous glucose monitoring device, called the FreeStyle Navigator, has been filed with the FDA and is currently under review.

"Navigator could revolutionize diabetes management," says Fiorentino, who notes that the merger with TheraSense has allowed Abbott to form a company with complementary product lines — FreeStyle, known for its small blood sample size and virtually pain-free testing, and Precision, providing advanced diabetes management that offers both blood glucose and ketone testing in one simple-to-use meter. "This market is made up of many different types of customers with varying technology needs. With our FreeStyle and Precision brands we are in a unique position to serve the full market across the world."



Edward Fiorentino, President

Headquarters: Alameda, CA

[www.therasense.com](http://www.therasense.com)

[www.abbottdiabetescare.com](http://www.abbottdiabetescare.com)

Five-Year Revenue Growth: 249,140%

3

## STSN, Inc.

One of the greatest challenges to business travelers is finding a reliable broadband connection on the road. Back in 1998, the founders of Salt Lake City-based STSN recognized there was an opportunity to address that challenge. With high-speed connectivity extending from the office to the home, the obvious gap between the two was the hotel. The company stepped in to provide what is now more than a quarter million business road warriors in North America and Europe with both wired and wireless broadband services.

"We have the largest network of wireless and wired broadband in hospitality in the world," says STSN president and CEO David Garrison. "We provide secure broadband connectivity for business travelers and conference attendees at 2,000 different properties."

That's up from 400 properties just two years ago. Also up is the amount of data their network is managing; this past summer STSN moved 25 terabytes of data, up five-fold from two years ago. Revenues have jumped, too, from \$51,000 in 1999 to \$60,591,000 in 2003 — an increase of 118,706 percent. The company turned profitable three quarters ago.



## iBAHN™ BY STSN®

Garrison acknowledges that managing that leap is a considerable undertaking. "Managing our processes, systems and people, and growing our staff to maintain seamless service for our hotel partners and end users is a huge challenge," he says.

There's also what he calls "the art" of managing security in a system that allows so many different people to access their network. "We've recently received a patent for our combined hardware/software architecture," Garrison notes. "Security is something we work on a lot. Our approach is to provide protection in multiple layers. We have a dozen software experts who revise our software and system monthly to stay ahead of those trying to do bad things to our customers."

STSN is always looking to add new services and recently has begun providing live video hook-ups to conferences, VoIP and enhanced services for video and music.

"This is a robust business with lots of moving parts," says Garrison, "but that's part of the excitement of the business."



David Garrison, President and CEO

Headquarters: Salt Lake City, UT

[www.stsn.com](http://www.stsn.com)

Five-Year Revenue Growth: 118,706%

4

## Cardiac Science, Inc.

Every year, more than 450,000 Americans die from sudden cardiac arrest. To help decrease that number, increasingly more public and private venues have been installing cardiac defibrillators, some voluntarily, others as a result of state and national legislation.

Cardiac Science has been in the business of designing and manufacturing defibrillators since the mid-90s. It has overcome a troubled early history to become a fast growing young company, trading shares on NASDAQ and expanding from \$103,000 in revenues in 1999 to \$61,982,000 in 2003, an increase of 60,077 percent.

Much of the firm's success can be attributed to CEO Raymond Cohen, who came in when it was holding on by a thread — two employees but no products or money. "We raised capital and began the path to create technology," Cohen recalls.

The brains in the box, RHYTHMx, is Cardiac Science's patented detection and defibrillation software; it measures the heart signal and accurately and automatically determines if the person is having arrhythmia. The devices themselves are designed so that even novices can attach the device and have the system tell them if a person needs shock, and, if so, either deliver the therapy automatically or by the push of a button.

Cohen acknowledges that there wasn't much of a market before 2001 because people worried about liability. With the passage of the Cardiac Arrest Survival Act, the market picked up. "This year alone, we're looking at around 140,000 devices placed in service worldwide," he says.

While the product is something everyone can relate to, the challenge Cardiac Science has is accurately targeting its marketing to those who understand the need to have the equipment and are willing to train workers.

With 247 full-time employees, another 160 part-time educator employees, a broad line of products and 82 patents, Cardiac Science is meeting the challenge. "Our objective is to have a well-rounded line of these products to continue to grow our business," says Cohen. "We work on the idea of possibilities — how can we make something happen."



CARDIAC SCIENCE



Raymond Cohen, CEO

Headquarters: Irvine, CA

www.cardiacscience.com

Five-Year Revenue Growth: 60,077%

5

## PriceGrabber.com, LLC

PriceGrabber.com  
Comparison Shopping Beyond Compare.



Comparison shopping has been around ever since the second store opened in town. Today, with savvy consumers and a wealth of technology, comparison shopping is easy to do online, and, apparently, it's done frequently through PriceGrabber.com.

Founded in 1999, PriceGrabber.com boasts that it offers the most convenient way to locate and compare the best products, merchants and prices online. Additionally, the company has what it calls "PriceGrabber Storefronts" that allows individuals to sell new or used products to customers.

"We're one of the oldest comparison shopping sites and have 12 million unique users a month," notes Kamran Pourzanjani, the company's president. He explains that the company started with a number of founders and raised a small amount of money through angel rounds, but emphasizes that it is not a venture-backed company. "We became profitable in 2001, so we had a modest start but have grown quite significantly."


Indeed, PriceGrabber.com's 1999 revenues were all of \$52,000. Five years later, the company, which has 85 employees, reported revenues of \$26.9 million, a leap of more than 51,000 percent.

"Our mission is to deliver results, both to the shopper and the merchant. Shoppers want accuracy and full transparency. For merchants it's all about return on investment in terms of their marketing dollars."

Pourzanjani says that the company had to fight initial skepticism about how it could even earn revenues, which occurs when shoppers click on a merchant site. "We had to first convince people that we were a great source to gain customers. But, it turns out that this business is one of the most effective methods of customer acquisition for merchants."

The site, which is country-specific in the United States, Canada and the United Kingdom, is regularly outfitted with new and better tools to better empower users to find what they want. "We're constantly enhancing the experience to give customers as many tools as possible to help them make the best decision for them," says Pourzanjani.

"I'm very optimistic about our future," he adds. "Studies show that this segment is the fastest growing segment of e-commerce. There are more and more users everyday."



Kamran Pourzanjani, President

Headquarters: Culver City, CA

www.pricegrabber.com

Five-Year Revenue Growth: 51,648%

## On the Horizon: Rising Stars

The Deloitte Technology Fast 500 also recognizes North America's 25 fastest growing young technology companies. These companies on the rise have met the same criteria as the Fast 500, but have been in business a minimum of three years and less than five years. Revenue growth is based over three years (2001-2003).

- TRIRIGA**  
Las Vegas, NV  
Anthony A. Marnell, III  
Growth: 8,247%
- Sourcefire, Inc.**  
Columbia, MD  
Wayne Jackson  
Growth: 5,884%
- Access Integrated Technologies, Inc.**  
Morristown, NJ  
Dale Mayo  
Growth: 5,855%
- Epic Broadband Solutions**  
Castle Rock, CO  
Edward Thompson  
Growth: 4,738%
- Vital Living, Inc.**  
Phoenix, AZ  
Stuart Benson  
Growth: 3,072%
- Kintera, Inc.**  
San Diego, CA  
Harry E. Gruber, M.D.  
Growth: 2,675%
- Abraxas Corporation**  
McLean, VA  
Richard H. Helms  
Growth: 2,593%
- Sabrix**  
San Ramon, CA  
Steve Adams  
Growth: 2,540%
- HeyAnita Inc.**  
Burbank, CA  
Sanjeev Kuwadekar  
Growth: 2,391%
- mPortal Inc.**  
Vienna, VA  
D. P. Venkatesh  
Growth: 2,328%
- OptionsXpress**  
Chicago, IL  
David Kalt  
Growth: 2,195%
- Virtela Communications Inc.**  
Greenwood Village, CO  
Vab Goel  
Growth: 1,709%
- TrenStar, Inc.**  
Greenwood Village, CO  
Gregory Cronin  
Growth: 1,664%
- Metreo, Inc.**  
Palo Alto, CA  
Daphne Carmeli  
Growth: 1,603%
- U-Nav Microelectronics Corporation**  
Irvine, CA  
Russell R. Garcia  
Growth: 1,545%
- SyChip, Inc.**  
Plano, TX  
George Barber  
Growth: 1,385%
- Upside Software Inc.**  
Edmonton, AB  
Ashif Mawji  
Growth: 1,323%
- Purcell Systems**  
Liberty Lake, WA  
Peter Chase  
Growth: 1,278%
- Albridge Solutions Inc.**  
Lawrenceville, NJ  
Gregory Pacholski  
Growth: 1,269%
- OnFiber Communications**  
Austin, TX  
Danny Bottoms  
Growth: 1,239%
- CreateHope, Inc.**  
Bethesda, MD  
Adam S. Goozh  
Growth: 1,120%
- CaseStack, Inc.**  
Santa Monica, CA  
Daniel A. Sanker  
Growth: 991%
- Telogis**  
Costa Mesa, CA  
Steven R. Rabago  
Growth: 946%
- Speedera Networks, Inc.**  
Santa Clara, CA  
Ajit Gupta  
Growth: 832%
- Restricted Stock Systems**  
Princeton, NJ  
Gregory H. Besner  
Growth: 798%

2004

## The List 1-50

Rank	Company Name	Industry	99 Revenues (thousands)	03 Revenues (thousands)	5-year % Growth	City	State	CEO Name
1	Google	Internet	\$ 220	\$ 961,874	437,115%	Mountain View	CA	Eric E. Schmidt, Ph.D.
2	TheraSense, Inc. (Abbott Laboratories)	Life Sciences	85	211,854	249,140%	Alameda	CA	Edward Fiorentino
3	STSN, Inc.	Communications/Networking	51	60,591	118,706%	Salt Lake City	UT	David W. Garrison
4	Cardiac Science, Inc.	Life Sciences	103	61,982	60,077%	Irvine	CA	Raymond W. Cohen
5	PriceGrabber.com, LLC	Internet	52	26,909	51,648%	Culver City	CA	Kamran Pourzanjani
6	Kyphon Inc.	Life Sciences	261	131,028	50,102%	Sunnyvale	CA	Richard Mott
7	Magma Design Automation, Inc.	Software	226	75,092	33,127%	Santa Clara	CA	Rajeev Madhavan
8	Align Technology, Inc.	Life Sciences	411	122,725	29,760%	Santa Clara	CA	Thomas M. Prescott
9	HouseValues	Internet	87	25,211	28,878%	Bellevue	WA	Ian Morris
10	InterMune, Inc.	Life Sciences	556	154,138	27,623%	Brisbane	CA	Daniel G. Welch
11	Taleo Corporation (Recruitsoft)	Software	167	43,645	26,035%	San Francisco	CA	Louis Tetu
12	Interland, Inc.	Internet	464	106,638	22,882%	Atlanta	GA	Joel Kocher
13	Nassda Corporation	Software	166	35,055	21,017%	Santa Clara	CA	Sang Wang, Ph.D.
14	SkinMedica	Life Sciences	64	13,122	20,403%	Carlsbad	CA	Rex Bright
15	The Active Network, Inc.	Internet	74	15,136	20,354%	La Jolla	CA	Dave Alberga
16	Digirad Corporation	Life Sciences	284	56,236	19,701%	Poway	CA	David M. Sheehan
17	Apogee Technology, Inc.	Semiconductor/Equipment	60	11,135	18,458%	Norwood	MA	Herbert M. Stein
18	Oasis Semiconductor, Inc.	Semiconductor/Equipment	202	36,318	17,879%	Waltham	MA	John J. Koger
19	SEQUENOM, Inc.	Life Sciences	179	30,252	16,801%	San Diego	CA	Toni Schuh, Ph.D.
20	IntelliClaim	Software	72	11,835	16,338%	Norwalk	CT	Kevin Hickey
21	FindWhat.com	Internet	452	72,221	15,878%	Fort Myers	FL	Craig Pizaris-Henderson
22	PhotoMedex, Inc.	Life Sciences	99	14,319	14,364%	Montgomeryville	PA	Jeffrey F. O'Donnell
23	DURECT Corporation	Life Sciences	86	11,835	13,662%	Cupertino	CA	James E. Brown, D.V.M.
24	United Therapeutics Corporation	Life Sciences	436	53,341	12,134%	Silver Spring	MD	Martine Rothblatt, Ph.D., J.D., M.B.A.
25	Exult Inc.	Internet	3,993	480,322	11,929%	Irvine	CA	James C. Madden
26	Rutter Inc.	Software	168	19,760	11,662%	St. John's	NF	Donald I. Clarke
27	Internet Commerce Corp.	Software	105	12,083	11,408%	New York	NY	Thomas J. Stallings
28	Cray Inc.	Computers/Peripherals	2,114	236,962	11,109%	Seattle	WA	James E. Rottsolk
29	Alebra Technologies, Inc.	Software	54	5,740	10,530%	Minneapolis	MN	Gerry K. Fisher
30	HPL Technologies, Inc.	Software	148	15,592	10,435%	San Jose	CA	Cary Vandenberg
31	Westport Innovations Inc.	Semiconductor/Equipment	248	24,635	9,833%	Vancouver	BC	David Demers
32	NetQoS, Inc.	Communications/Networking	61	5,795	9,400%	Austin	TX	Joel Trammell
33	PaymentOne	Internet	287	27,088	9,338%	San Jose	CA	Joe Lynam
34	TriVirix International	Life Sciences	261	23,441	8,881%	Durham	NC	Kathy Blum
35	The Go Daddy Group, Inc.	Internet	487	40,779	8,274%	Scottsdale	AZ	Bob Parsons
36	Conceptus, Inc.	Life Sciences	95	7,700	8,005%	San Carlos	CA	Mark M. Sieczkarek
37	WebEx Communications, Inc.	Internet	2,607	189,341	7,163%	San Jose	CA	Subrah Iyar
38	Choice One Communications Inc.	Communications/Networking	4,518	322,891	7,047%	Rochester	NY	Steve Dubnik
39	At Road, Inc.	Communications/Networking	906	63,363	6,894%	Fremont	CA	Krish Panu
40	Lifestream Technologies	Life Sciences	61	4,237	6,846%	Post Falls	ID	Christopher Maus
41	Digital Connexions	Internet	69	4,533	6,470%	Oakville	ON	Paul Westhorpe
42	Handango, Inc.	Software	544	35,052	6,343%	Hurst	TX	Randy Eisenman
43	United Online, Inc.	Internet	4,634	277,295	5,884%	Westlake Village	CA	Mark R. Goldston
44	Illumina, Inc.	Life Sciences	474	28,035	5,815%	San Diego	CA	Jay T. Flatley
45	Zix Corporation	Computers/Peripherals	99	5,840	5,799%	Dallas	TX	John A. Ryan
46	Alpine Access, Inc.	Communications/Networking	193	10,817	5,505%	Golden	CO	Reginald C. Foster
47	Healthx, Inc.	Software	56	3,086	5,411%	Indianapolis	IN	Greg A. Bell
48	The Protomold Company, Inc.	Semiconductor/Equipment	109	5,947	5,358%	Maple Plain	MN	Bradley A. Cleveland
49	DSL.net, Inc.	Communications/Networking	1,313	71,333	5,333%	New Haven	CT	Kirby Pickle
50	Intercosmos Media Group, Inc.	Internet	283	15,147	5,252%	New Orleans	LA	Sigmund J. Solares

Rank	Company Name	Industry	99 Revenues (thousands)	03 Revenues (thousands)	5-year % Growth	City	State	CEO Name
51	Netspoke	Communications/Networking	\$ 154	\$ 8,037	5,119%	Woburn	MA	Scott D'Entremont
52	MCA Solutions	Software	115	5,731	4,883%	Philadelphia	PA	Robert Salvucci
53	Epoch Biosciences, Inc.	Life Sciences	181	8,901	4,818%	Bothell	WA	William Gerber, M.D.
54	Extreme CCTV Inc.	Semiconductor/Equipment	417	20,457	4,806%	Burnaby	BC	Jack M. Gin
55	Blackboard Inc.	Software	1,903	92,478	4,760%	Washington	DC	Michael L. Chasen
56	Impax Laboratories Inc.	Life Sciences	1,240	58,818	4,643%	Hayward	CA	Barry R. Edwards
57	Octagon Research Solutions, Inc.	Life Sciences	159	7,111	4,372%	King of Prussia	PA	James Walker
58	ChromaVision Medical Systems, Inc.	Life Sciences	269	11,928	4,334%	San Juan Capistrano	CA	Ronald A. Andrews, Jr.
59	webMethods, Inc.	Software	4,462	196,754	4,310%	Fairfax	VA	Phillip Merrick
60	Object Sciences Corporation	Software	468	20,574	4,296%	Alexandria	VA	Russell D. Richardson
61	GSI Commerce	Internet	5,511	241,919	4,290%	King of Prussia	PA	Michael G. Rubin
62	Z-Tel Technologies, Inc.	Communications/Networking	6,615	289,180	4,272%	Tampa	FL	Horace J. Davis, III
63	Avanex Corporation	Communications/Networking	510	21,416	4,099%	Fremont	CA	Jo S. Major, Ph.D.
64	NetScreen Technologies (Juniper Networks)	Communications/Networking	5,871	245,342	4,079%	Sunnyvale	CA	Scott Kriens
65	Arkona, Inc.	Software	75	3,072	3,996%	South Jordan	UT	Alan Rudd
66	Alabanza Corporation	Internet	581	23,606	3,963%	Baltimore	MD	Thomas Cunningham
67	Diversinet Corp.	Software	246	9,958	3,948%	Toronto	ON	Nagy Moustafa
68	Akamai Technologies, Inc.	Computers/Peripherals	3,986	161,259	3,946%	Cambridge	MA	George Conrades
69	Postfuture	Software	57	2,298	3,932%	Richardson	TX	Richard S. Merrick
70	Docent, Inc. (SumTotal Systems)	Software	792	30,238	3,718%	Mountain View	CA	R. Andrew Eckert
71	AirlQ Inc.	Communications/Networking	216	8,175	3,685%	Pickering	ON	Donald Simmonds
72	Catapult Technology, Ltd.	Software	905	33,915	3,648%	Bethesda	MD	Randy J. Slager
73	Rackspace Managed Hosting	Communications/Networking	1,592	58,604	3,581%	San Antonio	TX	Graham Weston
74	Novoste Corporation	Life Sciences	1,823	62,901	3,350%	Norcross	GA	Alfred J. Novak
75	Digital Impact, Inc.	Internet	1,307	44,010	3,267%	San Mateo	CA	William C. Park
76	Applied Films Corp.	Semiconductor/Equipment	4,616	154,233	3,241%	Longmont	CO	Thomas T. Edman
77	Centillium Communications, Inc.	Communications/Networking	3,744	124,976	3,238%	Fremont	CA	Faraj Aalaei
78	Nomadix, Inc.	Software	124	3,911	3,054%	Westlake Village	CA	Kurt Bauer
79	Raindance Communications, Inc.	Communications/Networking	2,246	70,611	3,044%	Louisville	CO	Don Detampel
80	ViroLogic, Inc.	Life Sciences	1,069	33,379	3,022%	South San Francisco	CA	William Young
81	Allen Corporation of America	Communications/Networking	260	8,096	3,014%	Sterling	VA	A. Carl von Sternberg
82	Chartwell Technology Inc.	Software	236	7,244	2,969%	Calgary	AB	Darold H. Parken
83	Ritz Interactive, Inc.	Internet	2,305	69,737	2,925%	Irvine	CA	Fred H. Lerner
84	Savicom	Internet	221	6,342	2,770%	San Francisco	CA	Ted Bernard
85	Greenfield Online, Inc.	Internet	902	25,868	2,768%	Wilton	CT	Dean Wiltse
86	Orchid BioSciences, Inc.	Life Sciences	1,793	50,627	2,724%	Princeton	NJ	Paul J. Kelly, MBBS, M.D., FRACP
87	Dynex Power Inc.	Semiconductor/Equipment	987	27,716	2,708%	Ottawa	ON	Michael LeGoff
88	ChaseCom Limited Partnership	Communications/Networking	1,109	31,100	2,704%	Houston	TX	Anthony R. Chase
89	Protein Polymer Technologies, Inc.	Life Sciences	57	1,597	2,702%	San Diego	CA	J. Thomas Parmeter, Ph.D.
90	Avatech Solutions, Inc.	Software	824	23,030	2,695%	Owings Mills	MD	Donald R. "Scotty" Walsh
91	Altiris, Inc.	Software	3,568	99,339	2,684%	Lindon	UT	Greg Butterfield
92	ID Biomedical Corp.	Life Sciences	251	6,839	2,625%	Vancouver	BC	Anthony Holler, M.D.
93	Aeterna Zentaris Inc.	Life Sciences	6,158	166,413	2,602%	Quebec	QC	Gilles Gagnon
94	Orizon, Inc.	Software	593	16,000	2,598%	Rockville	MD	Romero van Bochove
95	Payerpath, Inc.	Internet	193	5,169	2,578%	Richmond	VA	James P. Brady
96	Peopleclick, Inc.	Software	1,593	42,023	2,538%	Raleigh	NC	Stephen A. Sasser
97	The SCO Group, Inc.	Software	3,050	79,254	2,498%	Lindon	UT	Darl McBride
98	MagnaDrive Corporation	Semiconductor/Equipment	105	2,714	2,485%	Seattle	WA	James J. Cich, Jr.
99	CarDomain Network, Inc.	Internet	342	8,695	2,442%	Seattle	WA	Alex Algard
100	Sybari Software	Software	1,524	38,263	2,411%	East Northport	NY	Robert Wallace

Rank	Company Name	Industry	99 Revenues (thousands)	03 Revenues (thousands)	5-year % Growth	City	State	CEO Name
101	Paloma Systems, Inc.	Communications/Networking	\$ 291	\$ 7,219	2,381%	Annandale	VA	Isabel C. Pedrozo
102	Inflow	Computers/Peripherals	1,998	47,987	2,302%	Thornton	CO	Arthur Zeile
103	Xplore Technologies Corp.	Computers/Peripherals	429	10,261	2,292%	Mississauga	ON	Brian Groh
104	Quintum Technologies, Inc.	Communications/Networking	444	10,370	2,236%	Eatontown	NJ	Cheng T. Chen
105	Array BioPharma Inc.	Life Sciences	1,504	35,126	2,236%	Boulder	CO	Robert E. Conway
106	Mythic Entertainment, Inc.	Software	1,054	24,516	2,226%	Fairfax	VA	Mark Jacobs
107	AppLabs, Inc.	Software	142	3,261	2,196%	Philadelphia	PA	Sashi P. Reddi, Ph.D.
108	Saba Software, Inc.	Software	1,939	44,416	2,191%	Redwood Shores	CA	Bobby Yazdani
109	Info X Technology	Software	350	7,864	2,147%	Rockleigh	NJ	Avi Sacajiu
110	Acceris Communications Inc.	Communications/Networking	6,180	135,929	2,099%	San Diego	CA	Allan C. Silber
111	Greenland Corporation	Software	272	5,953	2,089%	San Diego	CA	Thomas J. Beener
112	eGain Communications Corporation	Software	1,019	22,084	2,067%	Mountain View	CA	Ashutosh Roy
113	Cbay Systems, Ltd.	Life Sciences	792	17,128	2,063%	Annapolis	MD	V. Raman Kumar
114	Performance	Software	147	3,156	2,047%	Greensboro	NC	James B. Cagle
115	TriPath Technology Inc.	Semiconductor/Equipment	648	13,891	2,044%	San Jose	CA	Adya Tripathi, Ph.D.
116	Sportvision, Inc.	Internet	500	10,676	2,035%	Chicago	IL	Hank Adams
117	Plumtree Software, Inc.	Software	3,367	71,452	2,022%	San Francisco	CA	John Kunze
118	Riverstone Networks, Inc.	Computers/Peripherals	3,284	69,645	2,021%	Santa Clara	CA	Oscar Rodriguez
119	OmniVision Technologies	Semiconductor/Equipment	5,243	108,998	1,979%	Sunnyvale	CA	Shaw Hong
120	Veritec Inc.	Semiconductor/Equipment	116	2,352	1,928%	St. Paul	MN	Van Thuy Tran
121	Perimeter Internetworking	Internet	492	9,852	1,902%	Trumbull	CT	Brad Miller
122	Openwave Systems Inc.	Communications/Networking	13,442	267,955	1,893%	Redwood City	CA	Don Listwin
123	Vesta Corp.	Software	23,789	469,045	1,872%	Portland	OR	Douglas M. Fieldhouse
124	LivePerson, Inc.	Internet	615	12,023	1,855%	New York	NY	Robert LoCascio
125	Barcoding, Inc.	Software	788	15,294	1,841%	Baltimore	MD	Jay Steinmetz
126	Columbia Data Products	Software	509	9,841	1,833%	Altamonte Springs	FL	Alan L. Welsh
127	American Sensor Technologies, Inc.	Semiconductor/Equipment	115	2,178	1,794%	Landing	NJ	Richard E. Tasker
128	InterVideo, Inc.	Software	3,036	57,078	1,780%	Fremont	CA	Steve Ro
129	Martek Biosciences Corp.	Life Sciences	6,134	114,737	1,771%	Columbia	MD	Henry Linsert, Jr.
130	On2 Technologies	Computers/Peripherals	178	3,302	1,755%	Clifton Park	NY	Douglas A. McIntyre
131	DataCert, Inc.	Software	263	4,865	1,750%	Houston	TX	Eric M. Elfman
132	Mindbridge Software	Software	112	2,066	1,745%	Norristown	PA	David Christian
133	DreamCatcher Interactive Inc.	Software	1,748	32,220	1,743%	Toronto	ON	Richard Wah Kan
134	Genaissance Pharmaceuticals, Inc.	Life Sciences	680	12,519	1,741%	New Haven	CT	Kevin Rakin
135	Universal Space Network, Inc.	Communications/Networking	823	14,966	1,718%	Newport Beach	CA	Thomas Ingersoll
136	Salix Pharmaceuticals, Ltd.	Life Sciences	3,093	55,807	1,704%	Raleigh	NC	Carolyn J. Logan
137	Workstream Inc.	Internet	1,400	24,990	1,685%	Ottawa	ON	Michael Mullarkey
138	NeoRx Corporation	Life Sciences	591	10,531	1,682%	Seattle	WA	Jerry McMahon, Ph.D.
139	RightNow Technologies, Inc.	Software	2,025	35,879	1,672%	Bozeman	MT	Greg Gianforte
140	HealthTech, Inc.	Life Sciences	300	5,228	1,643%	Golden	CO	James Dennis
141	eMeta Corporation	Software	291	5,058	1,638%	New York	NY	Jonathan Lewin
142	Jagged Peak, Inc.	Software	550	9,530	1,633%	Tampa	FL	Paul Demirdjian
143	iDIRECT, Inc.	Communications/Networking	1,138	19,659	1,628%	Reston	VA	John Kealey
144	The Newberry Group, Inc.	Communications/Networking	796	13,504	1,596%	St. Charles	MO	Brenda D. Newberry
145	SupportSoft, Inc.	Software	3,211	53,271	1,559%	Redwood City	CA	Radha Basu
146	eCopy, Inc.	Software	1,272	21,051	1,555%	Nashua	NH	Edward Schmid
147	Kabria Technologies, Inc.	Software	1,272	20,969	1,549%	San Rafael	CA	Paul Sutton
148	VBrick	Communications/Networking	977	15,708	1,508%	Wallingford	CT	Frederick Geyer, Ph.D.
149	Glenbriar Technologies Inc.	Software	316	5,044	1,496%	Calgary	AB	Robert Matheson
150	Cephalon, Inc.	Life Sciences	44,919	714,807	1,491%	West Chester	PA	Frank Baldino, Ph.D.



Rank	Company Name	Industry	99 Revenues (thousands)	03 Revenues (thousands)	5-year % Growth	City	State	CEO Name
151	Zhone Technologies, Inc.	Communications/Networking	\$ 5,227	\$ 83,138	1,491%	Oakland	CA	Mory Ejabat
152	Optical Sensors Incorporated	Life Sciences	134	2,124	1,485%	Eden Prairie	MN	Paulita LaPlante
153	Caraco Pharmaceutical Laboratories Ltd.	Life Sciences	2,895	45,498	1,472%	Detroit	MI	Jitendra Doshi
154	PAETEC Communications	Communications/Networking	23,347	363,670	1,458%	Fairport	NY	Arunas A. Chesonis
155	Tripwire, Inc.	Software	1,223	18,702	1,429%	Portland	OR	Jim B. Johnson
156	Transkaryotic Therapies, Inc.	Life Sciences	3,870	58,889	1,422%	Cambridge	MA	Michael J. Astrue
157	Sepracor Inc.	Life Sciences	22,659	344,040	1,418%	Marlborough	MA	Timothy J. Barberich
158	Sand Technology Inc.	Software	2,091	31,683	1,415%	Westmount	QC	Arthur G. Ritchie
159	CYA Technologies	Software	316	4,765	1,408%	Trumbull	CT	Elaine Price
160	C I Host	Internet	3,396	50,051	1,374%	Bedford	TX	Christopher Faulkner
161	Orthovita Inc.	Life Sciences	1,054	15,469	1,368%	Malvern	PA	Antony Koblish
162	Raindrop Geomagic	Software	233	3,416	1,366%	Durham	NC	Ping Fu
163	Infoglide Software Corporation	Software	324	4,682	1,345%	Austin	TX	Michael Schultz
164	Concretio	Software	127	1,831	1,342%	Naperville	IL	Kevin D. Williams
165	NetIQ Corporation	Software	21,569	310,224	1,338%	San Jose	CA	Charles M. Boesenberg
166	Alorica Inc.	Software	3,736	53,549	1,333%	Chino	CA	Andy Lee
167	The Murrayhill Company	Software	773	10,988	1,321%	Denver	CO	Sue Ellis
168	TECSys Development, Inc.	Software	301	4,260	1,315%	Plano	TX	Steve Cotton
169	Third Wave Technologies	Life Sciences	2,574	36,320	1,311%	Madison	WI	John Puisis
170	Youbet.com, Inc.	Internet	3,774	53,120	1,308%	Woodland Hills	CA	Charles Champion
171	Strategic Vista International Inc.	Communications/Networking	3,125	43,772	1,301%	Markham	ON	Bernard Klein
172	Incurrent Solutions	Software	700	9,773	1,296%	Parsippany	NJ	David J. Hickey
173	Internet Broadcasting Systems, Inc.	Internet	2,443	33,541	1,273%	Mendota Heights	MN	Reid Johnson
174	NetRatings	Internet	3,040	41,432	1,263%	Milpitas	CA	William R. Pulver
175	IKANO Communications	Internet	2,204	29,828	1,253%	Salt Lake City	UT	Henry Smith
176	Network Engines, Inc.	Computers/Peripherals	6,031	81,243	1,247%	Canton	MA	John Curtis
177	cVideo, Inc.	Software	253	3,383	1,237%	San Diego	CA	Alfonso Tumini
178	ITXC Corp.	Communications/Networking	25,411	338,426	1,232%	Princeton	NJ	Liam Strong
179	Althea Technologies, Inc.	Life Sciences	710	9,448	1,231%	San Diego	CA	Francois Ferre, Ph.D., Magda Marquet, Ph.D.
180	Tanox, Inc.	Life Sciences	1,405	18,487	1,216%	Houston	TX	Nancy T. Chang, Ph.D.
181	US LABS, Inc.	Life Sciences	4,103	53,875	1,213%	Irvine	CA	R. Judd Jessup
182	Ektron, Inc.	Software	345	4,444	1,188%	Amherst	NH	William Rogers
183	EntComm, Inc.	Computers/Peripherals	104	1,331	1,180%	Gardena	CA	Sundaresh Ramayya
184	Verari Systems, Inc.	Computers/Peripherals	3,500	44,784	1,180%	San Diego	CA	David Driggers
185	The Planet Internet Services	Internet	708	8,980	1,168%	Dallas	TX	Peter Pathos
186	Universal Display Corporation	Computers/Peripherals	520	6,593	1,168%	Ewing	NJ	Sherwin Seligsohn
187	Technologies Interactives Mediagrif	Software	3,143	39,493	1,157%	Longueuil	QC	Denis Gadbois
188	VeriSign, Inc.	Software	84,776	1,054,780	1,144%	Mountain View	CA	Stratton D. Sclavos
189	Digimarc Corporation	Software	6,929	85,618	1,136%	Tualatin	OR	Bruce Davis
190	ProClarity Corporation	Software	1,211	14,848	1,126%	Boise	ID	Bob Lokken
191	Tridium, Inc.	Software	828	10,102	1,120%	Richmond	VA	John D. Petze
192	Circuit Research Labs, Inc.	Communications/Networking	1,017	12,381	1,117%	Tempe	AZ	Charles J. Brentlinger
193	NVIDIA Corporation	Semiconductor/Equipment	158,237	1,909,447	1,107%	Santa Clara	CA	Jen-Hsun Huang
194	Protus IP Solutions	Communications/Networking	1,190	14,176	1,091%	Ottawa	ON	Joseph Nour
195	BankServ	Software	850	10,119	1,090%	San Francisco	CA	David Kvederis
196	Corio, Inc.	Software	5,782	68,738	1,089%	San Carlos	CA	George Kadifa
197	NetWolves Corporation	Internet	1,789	21,160	1,083%	Tampa	FL	Walter M. Groteke
198	EPIX Medical, Inc.	Life Sciences	1,144	13,525	1,082%	Cambridge	MA	Michael D. Webb
199	Unity Wireless Corp.	Communications/Networking	201	2,375	1,082%	Burnaby	BC	Ilan Kenig
200	Preferred Voice, Inc.	Software	180	2,125	1,081%	Dallas	TX	Latif Nathani

2004

## The List 201-250

Rank	Company Name	Industry	99 Revenues (thousands)	03 Revenues (thousands)	5-year % Growth	City	State	CEO Name
201	Callidus Software Inc.	Software	\$ 6,090	\$ 71,734	1,078%	San Jose	CA	David Pratt
202	Ciphergen Biosystems	Life Sciences	5,010	58,372	1,065%	Fremont	CA	William Rich, Ph.D.
203	Boomerang Tracking Inc.	Communications/Networking	1,786	20,793	1,064%	Montreal	QC	Peter Lashchuk
204	Advertising.com (AOL)	Internet	11,395	132,341	1,061%	Baltimore	MD	Scott Ferber
205	Arrowhead Global Solutions, Inc.	Communications/Networking	5,597	64,975	1,061%	McLean	VA	Mary Ann Elliot
206	Enquiro Search Solutions Inc.	Internet	114	1,321	1,059%	Kelowna	BC	Gord Hotchkiss
207	Enamics, Inc.	Software	137	1,585	1,057%	Stamford	CT	Faisal Hoque
208	Perficient, Inc.	Software	2,648	30,192	1,040%	Austin	TX	Jack McDonald
209	Invitrogen Corporation	Life Sciences	68,312	777,738	1,039%	Carlsbad	CA	Gregory T. Lucier
210	VIPdesk.com, Inc.	Internet	489	5,520	1,029%	Alexandria	VA	Mary A. Naylor
211	IntelliReach Corporation	Software	342	3,835	1,021%	Dedham	MA	Sam Levine
212	Sophos Inc.	Software	1,119	12,461	1,014%	Vancouver	BC	Steve Munford
213	Enzon Pharmaceuticals, Inc.	Life Sciences	13,158	146,406	1,013%	Bridgewater	NJ	Arthur J. Higgins
214	Audible, Inc.	Internet	1,743	19,325	1,009%	Wayne	NJ	Donald R. Katz
215	Brilliant Corp.	Semiconductor/Equipment	198	2,194	1,008%	Tempe	AZ	Vincent Sollitto
216	InterNAP Network Services	Internet	12,520	138,580	1,007%	Atlanta	GA	Gregory A. Peters
217	HireRight, Inc.	Internet	1,727	19,072	1,004%	Irvine	CA	Eric Boden
218	YDI Wireless, Inc.	Communications/Networking	2,474	27,241	1,001%	Falls Church	VA	Robert Fitzgerald
219	Neoforma, Inc.	Computers/Peripherals	1,004	11,053	1,001%	San Jose	CA	Robert J. Zollars
220	Pixelworks Inc.	Semiconductor/Equipment	12,812	140,921	1,000%	Tualatin	OR	Allen Alley
221	Versatile Mobile Systems (Canada) Inc.	Software	1,888	20,596	991%	Vancouver	BC	John Hardy
222	Intranets.com, Inc.	Internet	538	5,829	983%	Woburn	MA	Rick Faulk
223	Register.com, Inc.	Software	9,645	104,319	982%	New York	NY	Peter A. Forman
224	edocs, Inc.	Software	3,717	40,042	977%	Natick	MA	Kevin Laracey
225	GHN-Online	Internet	173	1,859	975%	Dallas	TX	Azadeh Farahmand
226	Apogen Technologies	Communications/Networking	17,148	182,873	966%	Springfield	VA	Todd Stottlemeyer
227	SAWVIS Communications Corp.	Communications/Networking	23,989	252,871	954%	St. Louis	MO	Robert A. McCormick
228	Conduant Corporation	Computers/Peripherals	257	2,706	953%	Longmont	CO	Kenneth R. Owens
229	UTStarcom, Inc.	Communications/Networking	187,516	1,964,332	948%	Alameda	CA	Hong L. Lu
230	NETCONN Solutions	Communications/Networking	962	10,007	940%	Hagerstown	MD	Linda Frakes
231	Celgene Corporation	Life Sciences	26,210	271,475	936%	Warren	NJ	John W. Jackson
232	XOMA Limited	Life Sciences	2,361	24,412	934%	Berkeley	CA	John L. Castello
233	Selectica, Inc.	Software	3,444	35,568	933%	San Jose	CA	Stephen Bennion
234	Brilliant Digital Entertainment, Inc.	Software	555	5,655	919%	Woodland Hills	CA	Kevin Bermeister
235	Wireless Matrix Corp.	Communications/Networking	2,756	27,804	909%	Calgary	AB	J. Richard Carlson
236	Motive, Inc.	Software	9,160	92,290	908%	Austin	TX	Scott L. Harmon
237	Innovative Managed Care Systems, Ltd.	Internet	1,539	15,429	903%	Dallas	TX	Harriett T. Flowers
238	The Singing Machine Company	Computers/Peripherals	9,548	95,614	901%	Coconut Creek	FL	Yi P. Chan
239	Novavax, Inc.	Life Sciences	1,181	11,785	898%	Columbia	MD	Nelson S. Sims
240	Bigknowledge Enterprises Inc.	Internet	716	7,143	898%	Montreal	QC	Renaud Lafrance
241	ACD Systems International Inc.	Software	2,285	22,279	875%	Saanichton	BC	Douglas Vandekerkhove
242	Prometheus Laboratories, Inc.	Life Sciences	7,148	69,588	874%	San Diego	CA	Joseph M. Limber
243	Icoria, Inc.	Life Sciences	2,197	21,131	862%	Research Triangle Park	NC	Heinrich Gugger, Ph.D.
244	Dexma, Inc.	Internet	1,038	9,982	862%	Edina	MN	Stephen Mase
245	enTrac Technologies Inc.	Software	3,045	29,247	860%	Richmond Hill	ON	Gary Leng
246	SILYX Corporation	Software	1,097	10,516	859%	Naperville	IL	William J. Paulding
247	TransDimension, Inc.	Semiconductor/Equipment	516	4,939	857%	Irvine	CA	Rick Goerner
248	Filnet, Inc.	Internet	125	1,196	857%	Lake Ridge	VA	Chris Baltazar
249	iPass Inc.	Software	14,319	136,078	850%	Redwood Shores	CA	Kenneth Denman
250	Websense, Inc.	Internet	8,647	81,734	845%	San Diego	CA	John B. Carrington

Rank	Company Name	Industry	99 Revenues (thousands)	03 Revenues (thousands)	5-year % Growth	City	State	CEO Name
251	RiskMetrics Group Inc.	Software	\$ 5,340	\$ 50,446	845%	New York	NY	Ethan Berman
252	WebMD Corporation	Software	102,149	963,980	844%	Elmwood Park	NJ	Roger C. Holstein
253	Hydrogenics Corp.	Semiconductor/Equipment	3,973	37,351	840%	Mississauga	ON	Pierre Rivard
254	i2 Global Communications, Inc.	Communications/Networking	7,643	71,622	837%	Los Angeles	CA	Scott Jarus
255	goodmortgage.com	Internet	205	1,887	820%	Charlotte	NC	Keith Luedeman
256	iBasis, Inc.	Communications/Networking	19,417	178,159	818%	Burlington	MA	Ofer Gneezy
257	Omniture, Inc.	Internet	948	8,654	813%	Orem	UT	Joshua G. James
258	Courion Corporation	Software	1,229	11,213	812%	Framingham	MA	Christopher Z. Zannetos
259	Space Imaging	Life Sciences	24,365	220,554	805%	Thornton	CO	Robert Dalal
260	Lexicon Genetics Incorporated	Life Sciences	4,738	42,838	804%	The Woodlands	TX	Arthur T. Sands, M.D., Ph.D.
261	iProspect	Internet	980	8,848	803%	Watertown	MA	Fredrick Marckini
262	Intuitive Surgical, Inc.	Life Sciences	10,192	91,675	799%	Sunnyvale	CA	Lonnie Smith
263	Espial Group Inc.	Software	719	6,413	792%	Ottawa	ON	Marty Leamy
264	Aerogen, Inc.	Life Sciences	468	4,171	791%	Mountain View	CA	Jane E. Shaw, Ph.D.
265	EPAM Systems	Software	1,824	16,230	790%	Lawrenceville	NJ	Arkadiy Dobkin
266	Digital Insight Corporation	Internet	17,506	154,362	782%	Calabasas	CA	Jeffrey Stiefler
267	The TriZetto Group, Inc.	Software	32,926	290,329	782%	Newport Beach	CA	Jeff Margolis
268	Endocare, Inc.	Life Sciences	3,462	30,497	781%	Irvine	CA	Craig T. Davenport
269	Atrix Laboratories, Inc.	Life Sciences	5,635	49,547	779%	Fort Collins	CO	David Bethune
270	Aether Systems, Inc.	Software	6,326	55,550	778%	Owings Mills	MD	David Oros
271	Intelligent Software Solutions	Software	701	6,047	763%	Colorado Springs	CO	Jay Jesse
272	EduNearing Holdings, Inc.	Software	1,208	10,400	761%	Princeton	NJ	Donald A. Deieso, Ph.D.
273	Sanmina-SCI Corporation	Semiconductor/Equipment	1,214,744	10,361,434	753%	San Jose	CA	Jure Sola
274	Innovative Technology Application, Inc.	Software	2,903	24,557	746%	Springfield	VA	Bert Mizusawa
275	Luminex Corporation	Life Sciences	3,112	26,292	745%	Austin	TX	Patrick J. Balthrop
276	Fine Point Technologies	Internet	445	3,720	736%	New York	NY	John O'Keefe
277	SonoSite, Inc.	Life Sciences	10,185	84,770	732%	Bothell	WA	Kevin Goodwin
278	Unica Corporation	Software	3,771	31,308	730%	Waltham	MA	Yuchun Lee
279	Neurocrine Biosciences, Inc.	Life Sciences	16,791	139,078	728%	San Diego	CA	Gary A. Lyons
280	Vascular Solutions, Inc.	Life Sciences	1,429	11,804	726%	Minneapolis	MN	Howard Root
281	Pharmaceutical Resources	Life Sciences	80,315	661,688	724%	Spring Valley	NY	Mike Walters
282	Goldnet Internet Solutions	Internet	1,144	9,383	720%	Baltimore	MD	Jason H. Goldsmith
283	IntelliCare, Inc.	Software	1,676	13,578	710%	South Portland	ME	Victor C. Otley, III
284	ClassLink Technologies, LLC	Software	283	2,289	709%	Weehawken	NJ	Berk Akian
285	KOS Pharmaceuticals, Inc.	Life Sciences	36,340	293,907	709%	Miami	FL	Adrian Adams
286	Continuous Computing Corporation	Computers/Peripherals	2,699	21,735	705%	San Diego	CA	Ken Kalb
287	EasyLink Services Corporation	Internet	12,709	101,347	697%	Piscataway	NJ	Thomas Murawski
288	eCollege	Internet	4,651	36,860	693%	Denver	CO	Oakleigh Thorne
289	PlayNetwork Inc.	Software	1,757	13,910	692%	Redmond	WA	Adam B. Brotman
290	Charles River Development	Software	5,887	46,550	691%	Burlington	MA	Peter K. Lambertus
291	Sterner Automation Limited	Software	966	7,638	691%	Toronto	ON	Christian Sterner
292	GHR Systems, Inc.	Software	4,687	36,941	688%	Wayne	PA	Allan J. Redstone
293	QLT Inc.	Life Sciences	26,236	205,597	684%	Vancouver	BC	Paul Hastings
294	Level 3 Communications	Communications/Networking	515,000	4,026,000	682%	Broomfield	CO	James Q. Crowe
295	Catuity, Inc.	Software	639	4,982	680%	Detroit	MI	Michael V. Howe
296	GLS	Communications/Networking	762	5,938	679%	Charlotte	NC	Mike Scanlon
297	Isothermal Systems Research	Computers/Peripherals	2,819	21,915	677%	Liberty Lake	WA	Jeff L. Severs
298	3t Systems	Software	1,190	9,232	676%	Denver	CO	Eddie Speir
299	Softscape, Inc.	Software	1,710	13,237	674%	Wayland	MA	Hanke Watkins
300	Creative Information Technology, Inc.	Software	1,868	14,390	670%	Arlington	VA	Sunil S. Kolhekar

2004

## The List 301-350

Rank	Company Name	Industry	99 Revenues (thousands)	03 Revenues (thousands)	5-year % Growth	City	State	CEO Name
301	Antigenics, Inc.	Life Sciences	\$ 581	\$ 4,450	666%	New York	NY	Garo Armen, Ph.D.
302	Brocade Communications Systems, Inc.	Communications/Networking	68,692	525,277	665%	San Jose	CA	Gregory L. Reyes
303	NetReflector	Software	244	1,858	661%	Seattle	WA	Villette T. Nolon
304	Casabyte, Inc.	Communications/Networking	1,020	7,763	661%	Renton	WA	John S. Read
305	Prospectus Group	Software	508	3,855	659%	Ottawa	ON	Marvin V. Bedward
306	BioWare Corp.	Software	2,169	16,387	656%	Edmonton	AB	Ray Muzyka, M.D., Greg Zeschuk, M.D.
307	NII Holdings, Inc.	Communications/Networking	124,364	938,687	655%	Reston	VA	Steven Shindler
308	Refinery, Inc.	Internet	1,451	10,834	647%	Huntingdon Valley	PA	Andrew Sullivan
309	E Team, Inc.	Software	495	3,683	644%	Edison	NJ	Lewis H. Stanton
310	ActioNet, Inc.	Software	431	3,196	642%	Fairfax	VA	Ashley W. Chen
311	Fiberlink Communications Corporation	Communications/Networking	8,542	62,631	633%	Blue Bell	PA	James Sheward
312	NewMarket Technology Inc.	Software	321	2,347	631%	Dallas	TX	Philip Verges
313	Pacific WebWorks, Inc.	Software	306	2,236	631%	Salt Lake City	UT	Ken Bell
314	Rise HealthWare Inc.	Software	425	3,105	631%	Calgary	AB	Vic Toews
315	Dendreon Corporation	Life Sciences	3,719	27,041	627%	Seattle	WA	Mitchell H. Gold, M.D.
316	FundsXpress Financial Network, Inc.	Internet	2,300	16,716	627%	Austin	TX	Brent Warrington
317	CyDex, Inc.	Life Sciences	630	4,573	626%	Lenexa	KS	John M. Siebert, Ph.D.
318	RS Information Systems, Inc.	Communications/Networking	35,981	260,214	623%	McLean	VA	Rodney P. Hunt
319	WaveRider Communications Inc.	Internet	2,550	18,323	619%	Toronto	ON	D. Bruce Sinclair
320	Masimo Corporation	Life Sciences	6,697	47,343	607%	Irvine	CA	Joe E. Kiani
321	MicroPact Engineering	Software	519	3,664	606%	Herndon	VA	Kris Collo
322	Aria Solutions Inc.	Software	937	6,610	605%	Calgary	AB	Robert Church
323	Matritech, Inc.	Life Sciences	623	4,375	602%	Newton	MA	Stephen Chubb
324	XIOtech Corporation	Computers/Peripherals	10,727	75,223	601%	Eden Prairie	MN	Alain Andreoli
325	BIOLASE Technology, Inc.	Life Sciences	7,004	49,081	601%	San Clemente	CA	Jeffrey W. Jones
326	Digital River, Inc.	Internet	14,507	101,201	598%	Eden Prairie	MN	Joel A. Ronning
327	TouchTunes Music Corporation	Computers/Peripherals	4,053	28,185	595%	Las Vegas	NV	John Perrachon
328	Superconductor Technologies, Inc.	Semiconductor/Equipment	7,122	49,394	594%	Santa Barbara	CA	Peter Thomas
329	Silicon Laboratories	Semiconductor/Equipment	46,911	325,305	593%	Austin	TX	Daniel A. Artusi
330	E-LOAN, Inc.	Internet	22,097	153,008	592%	Pleasanton	CA	Christian Larsen
331	Axonyx Inc.	Life Sciences	146	1,000	585%	New York	NY	Marvin S. Hausman, M.D.
332	Juniper Networks, Inc.	Communications/Networking	102,606	701,393	584%	Sunnyvale	CA	Scott Kriens
333	Resulte Universal, LLC	Software	1,148	7,768	577%	Dallas	TX	Rex Kurzius
334	Dante Consulting	Internet	1,126	7,609	576%	Arlington	VA	Pierre I. Malko
335	The viaLink Company	Computers/Peripherals	616	4,136	571%	Dallas	TX	Robert I. Noe
336	System Management Arts Inc.	Software	7,167	48,121	571%	White Plains	NY	Shaula A. Yemini
337	ARC Wireless Solutions	Communications/Networking	4,568	30,596	570%	Wheat Ridge	CO	Randall P. Marx
338	QSS Group, Inc.	Communications/Networking	36,210	241,464	567%	Lanham	MD	Frank Islam
339	Interwoven, Inc.	Software	16,806	111,512	564%	Sunnyvale	CA	Martin Brauns
340	Blast Radius Inc.	Software	3,746	24,786	562%	Vancouver	BC	Gurval Caer
341	Hubbard One	Internet	1,389	9,178	561%	Chicago	IL	John D. Fish
342	iBiquity Digital Corporation	Software	453	2,982	558%	Columbia	MD	Robert J. Struble
343	DHB Industries, Inc.	Life Sciences	35,141	230,011	555%	Carle Place	NY	David Brooks
344	Brick Network	Internet	500	3,268	554%	St. Louis	MO	Daniel O'Sullivan
345	Blue Coat Systems, Inc.	Computers/Peripherals	7,036	45,738	550%	Sunnyvale	CA	Brian M. NeSmith
346	DWL Inc.	Software	4,034	25,553	533%	Toronto	ON	John Baumstark
347	Qmed, Inc.	Life Sciences	2,040	12,899	532%	Eatontown	NJ	Michael W. Cox
348	Replicon Inc.	Software	842	5,321	532%	Calgary	AB	Raj Narayanaswamy
349	dot com Entertainment Group	Software	579	3,654	531%	Oakville	ON	David Outhwaite
350	Recruitmax	Software	1,286	8,098	530%	Ponte Vedra Beach	FL	Derek Mercer

Rank	Company Name	Industry	99 Revenues (thousands)	03 Revenues (thousands)	5-year % Growth	City	State	CEO Name
351	Moseley	Communications/Networking	\$ 12,797	\$ 80,533	529%	Goleta	CA	Jamal Hamdani
352	WorldLink, Inc.	Software	245	1,540	529%	Richardson	TX	Adil Adi
353	LightPath Technologies, Inc.	Semiconductor/Equipment	1,086	6,785	525%	Orlando	FL	Ken Brizel
354	SEDONA Corporation	Software	244	1,522	524%	King of Prussia	PA	Marco A. Emrich
355	Current Analysis, Inc.	Internet	3,496	21,778	523%	Sterling	VA	Jeffrey L. Swartz
356	Perseus Development Corporation	Software	842	5,217	520%	Braintree	MA	Richard Nadler
357	Intrinsyc Software International	Software	2,251	13,879	517%	Vancouver	BC	Derek Spratt
358	Triton PCS	Communications/Networking	131,484	810,099	516%	Berwyn	PA	Michael E. Kalogris
359	Intralinks	Software	4,158	25,453	512%	New York	NY	Patrick J. Wack, Jr.
360	Research In Motion	Computers/Peripherals	70,483	429,732	510%	Waterloo	ON	Jim Balsillie, Mike Lazaridis
361	e.Digital Corporation	Computers/Peripherals	426	2,597	510%	San Diego	CA	Atul Anandpura
362	BreakAway Games	Software	667	4,044	506%	Baltimore	MD	Douglas A. Whatley
363	Netegrity, Inc.	Software	12,942	78,444	506%	Waltham	MA	Barry Bycoff
364	Inverness Medical Innovations, Inc.	Life Sciences	49,087	296,712	504%	Waltham	MA	Ron Zwanziger
365	Immtech International, Inc.	Life Sciences	267	1,609	503%	Vernon Hills	IL	T. Stephen Thompson
366	Return On Investment Corp.	Software	1,305	7,861	502%	Kennesaw	GA	Arol R. Wolford
367	Tribeworks, Inc.	Software	199	1,195	501%	San Francisco	CA	Duncan J. Kennedy
368	FreeMarkets, Inc.	Software	23,103	138,716	500%	Pittsburgh	PA	Dave H. McCormick
369	Yantra Corporation	Software	4,419	26,441	498%	Tewksbury	MA	Devdutt Yellurkar
370	Micro Therapeutics, Inc.	Life Sciences	4,098	24,482	497%	Irvine	CA	Thomas C. Wilder
371	Corillian Corporation	Software	7,736	46,132	496%	Hillsboro	OR	Alex Hart
372	Verso Technologies, Inc.	Software	10,017	59,498	494%	Atlanta	GA	Steve Odom
373	Cherokee Information Services, Inc.	Software	6,087	36,057	492%	Arlington	VA	Michael I. Hodges
374	Zi Corporation	Software	2,455	14,491	490%	Calgary	AB	Mike Donnell
375	Kosan Biosciences Incorporated	Life Sciences	5,346	31,389	487%	Hayward	CA	Daniel Santi, M.D., Ph.D.
376	Covad Communications Group	Communications/Networking	66,488	388,851	485%	San Jose	CA	Charles E. Hoffman
377	Discovery Laboratories, Inc.	Life Sciences	178	1,037	483%	Doylestown	PA	Robert J. Capeola, Ph.D.
378	Tessera Technologies, Inc.	Semiconductor/Equipment	6,419	37,321	481%	San Jose	CA	Bruce McWilliams, Ph.D.
379	Biogen Idec, Inc.	Life Sciences	118,003	679,183	476%	Cambridge	MA	James C. Mullen
380	Bio-Imaging Technologies, Inc.	Life Sciences	4,349	24,971	474%	Newtown	PA	Mark L. Weinstein
381	Time America, Inc.	Software	744	4,257	472%	Tempe	AZ	Thomas S. Bednarik
382	Color Kinetics Incorporated	Software	5,055	28,849	471%	Boston	MA	George Mueller
383	Information Systems Laboratories, Inc.	Software	3,278	18,695	470%	San Diego	CA	R. Michael Dowe, Jr.
384	CIMA LABS Inc.	Life Sciences	13,392	76,076	468%	Eden Prairie	MN	Steven B. Ratoff
385	Dial-Thru International Corporation	Communications/Networking	3,117	17,655	466%	Los Angeles	CA	John Jenkins
386	Retractable Technologies, Inc.	Life Sciences	3,375	19,078	465%	Little Elm	TX	Thomas Shaw
387	BioSphere Medical, Inc.	Life Sciences	2,266	12,803	465%	Rockland	MA	Paul A. Looney
388	MD On-Line Inc.	Internet	370	2,075	461%	Parsippany	NJ	William Bartzak
389	Encysive Pharmaceuticals, Inc.	Life Sciences	2,083	11,557	455%	Bellaire	TX	Bruce D. Given, M.D.
390	WTC Industries, Inc.	Life Sciences	5,142	28,304	450%	Eagan	MN	James J. Carbonari
391	excellerRx, Inc.	Life Sciences	14,693	80,836	450%	Philadelphia	PA	Calvin H. Knowlton
392	First Advantage Corporation	Software	30,373	166,495	448%	St. Petersburg	FL	John Long
393	Questcor Pharmaceuticals	Life Sciences	2,569	14,063	447%	Union City	CA	Charles J. Casamento
394	Fonix Corporation	Communications/Networking	440	2,384	442%	Sandy	UT	Thomas A. Murdock
395	NYFIX Inc.	Internet	12,209	65,900	440%	Stamford	CT	Peter K. Hansen
396	Neoware Systems, Inc.	Computers/Peripherals	10,666	57,522	439%	King of Prussia	PA	Michael G. Kantrowitz
397	Dynetek Industries Ltd.	Semiconductor/Equipment	3,799	20,392	437%	Calgary	AB	Robb D. Thompson
398	Decisive Analytics Corporation	Software	3,275	17,541	436%	Arlington	VA	John S. Donnellon
399	Semaphore Corp.	Communications/Networking	1,284	6,857	434%	Seattle	WA	Roy Simperman
400	SpectraSite, Inc.	Communications/Networking	59,139	315,371	433%	Cary	NC	Stephen Clark

Rank	Company Name	Industry	99 Revenues (thousands)	03 Revenues (thousands)	5-year % Growth	City	State	CEO Name
401	Valley Oak Systems, Inc.	Software	\$ 1,837	\$ 9,734	430%	San Ramon	CA	Randy Wheeler
402	Tumbleweed Communications	Software	5,777	30,595	430%	Redwood City	CA	Jeffrey C. Smith
403	Caresoft Inc.	Software	712	3,748	426%	Edison	NJ	Deepak Khare
404	Keynote Systems, Inc.	Internet	7,272	38,262	426%	San Mateo	CA	Umang Gupta
405	Tenrox	Software	1,248	6,532	423%	Pasadena	CA	Rudolf Melik
406	Eagle Broadband, Inc.	Communications/Networking	2,217	11,593	423%	League City	TX	Dave Weisman
407	Ariba, Inc.	Internet	45,372	236,698	422%	Sunnyvale	CA	Robert Calderoni
408	Digital Video Systems Inc.	Internet	17,111	89,133	421%	Palo Alto	CA	Thomas Spanier
409	Voice IQ Inc.	Software	2,889	15,019	420%	Markham	ON	David Outhwaite
410	iMERGENT, Inc.	Software	10,280	53,225	418%	Orem	UT	Donald Danks
411	Data Management, Inc.	Software	1,455	7,503	416%	San Angelo	TX	Jorge R. Ellis
412	Cepheid	Life Sciences	3,595	18,534	416%	Sunnyvale	CA	John L. Bishop
413	Genesis Microchip Inc.	Semiconductor/Equipment	37,738	194,325	415%	Alviso	CA	Eric Erdman
414	Miles Technologies	Computers/Peripherals	591	3,041	415%	Moorestown	NJ	Chris Miles
415	Gilead Sciences, Inc.	Life Sciences	168,979	867,864	414%	Foster City	CA	John C. Martin, Ph.D.
416	First Horizon Pharmaceutical Corp.	Life Sciences	18,625	95,305	412%	Alpharetta	GA	Patrick Fourteau
417	Accesspoint Corporation	Software	2,480	12,688	412%	Las Vegas	NV	William B. Barber
418	Blue Ridge Numerics, Inc.	Software	840	4,284	410%	Charlottesville	VA	Ed Williams
419	Micro Solutions Enterprises	Computers/Peripherals	7,209	36,750	410%	Chatsworth	CA	Avi Wazana
420	Seattle Genetics, Inc.	Life Sciences	1,000	5,070	407%	Bothell	WA	Clay B. Siegall
421	Euronet Worldwide, Inc.	Software	40,336	204,407	407%	Leawood	KS	Michael Brown
422	Ballard Power Systems Inc.	Semiconductor/Equipment	33,150	167,512	405%	Burnaby	BC	Dennis Campbell
423	IITC	Communications/Networking	6,344	31,931	403%	Denver	CO	Francisco Garcia
424	Centra Software, Inc.	Software	8,595	43,041	401%	Lexington	MA	Paul R. Gudonis
425	Absolute Software Corporation	Software	1,303	6,512	400%	Vancouver	BC	John Livingston
426	Intrasphere Technologies, Inc.	Software	5,797	28,937	399%	New York	NY	William K. Karl
427	3H Technology, LLC	Software	4,231	21,079	398%	Vienna	VA	Sam Haidar
428	Luminex Software, Inc.	Software	1,370	6,811	397%	Riverside	CA	Arthur Tolsma
429	SI International, Inc.	Computers/Peripherals	33,891	168,287	397%	Reston	VA	Ray J. Oleson
430	E.piphany, Inc.	Software	19,434	96,132	395%	San Mateo	CA	Karen A. Richardson
431	Emergent Online, Inc.	Software	4,253	20,950	393%	Reston	VA	Paul Ghostine
432	Exelixis, Inc.	Life Sciences	10,510	51,540	390%	South San Francisco	CA	George Scangas, Ph.D.
433	Isotechnika Inc.	Life Sciences	2,026	9,935	390%	Edmonton	AB	Robert Foster
434	Shavlik Technologies, LLC	Software	3,047	14,902	389%	Roseville	MN	Mark J. Shavlik
435	Silicon Image, Inc.	Semiconductor/Equipment	21,244	103,525	387%	Sunnyvale	CA	David D. Lee
436	Triant Technologies Inc.	Software	1,355	6,575	385%	Vancouver	BC	Robert Heath
437	IGX Global	Communications/Networking	667	3,232	385%	Rocky Hill	CT	Thomas Duffy
438	UNIVEC, Inc.	Life Sciences	3,345	16,134	382%	Baltimore	MD	David Dalton
439	Physiometrix, Inc.	Life Sciences	363	1,738	379%	North Billerica	MA	John Williams
440	Diversa Corporation	Life Sciences	10,272	48,959	377%	San Diego	CA	Jay M. Short, Ph.D.
441	ImageTrend, Inc.	Software	309	1,465	375%	Lakeville	MN	Michael J. McBrady
442	Amplicon Express Inc.	Life Sciences	291	1,381	375%	Pullman	WA	Robert Bogden
443	TruSecure Corporation	Software	7,916	37,311	371%	Herndon	VA	John Becker
444	Inspire Pharmaceuticals, Inc.	Life Sciences	1,104	5,200	371%	Durham	NC	Christy L. Shaffer, Ph.D.
445	EDO Corporation	Semiconductor/Equipment	97,936	460,667	370%	New York	NY	James M. Smith
446	Ultimus	Software	2,525	11,869	370%	Cary	NC	Rashid Khan
447	Finisar Corporation	Communications/Networking	35,471	166,482	369%	Sunnyvale	CA	Jerry Rawls
448	Telution, Inc.	Software	2,832	13,265	368%	Chicago	IL	Kent Steffen
449	MicroTek	Software	3,746	17,516	368%	Oakbrook Terrace	IL	Donald J. Slivensky
450	Stellent, Inc.	Software	14,058	65,434	365%	Eden Prairie	MN	Robert F. Olson

Rank	Company Name	Industry	99 Revenues (thousands)	03 Revenues (thousands)	5-year % Growth	City	State	CEO Name
451	Knowledge Anywhere	Internet	\$ 617	\$ 2,864	364%	Bellevue	WA	Charlie E. Gillette
452	Witness Systems, Inc.	Software	23,432	108,037	361%	Roswell	GA	David B. Gould
453	Artisan Components, Inc.	Semiconductor/Equipment	14,867	68,513	361%	Sunnyvale	CA	Mark Templeton
454	DiaSys Corporation	Life Sciences	590	2,711	359%	Waterbury	CT	Gregory F. Witchel
455	Comtech Telecommunications	Communications/Networking	37,886	174,035	359%	Melville	NY	Fred Kornberg
456	EPIQ Systems, Inc.	Software	14,820	67,936	358%	Kansas City	KS	Tom Olofson
457	ValueClick, Inc.	Software	20,288	92,516	356%	Westlake Village	CA	James Zarley
458	Vocus, Inc.	Software	3,391	15,434	355%	Lanham	MD	Rick Rudman
459	Online Resources Corp.	Software	8,445	38,408	355%	McLean	VA	Matthew P. Lawlor
460	Open Solutions Inc.	Software	14,052	63,852	354%	Glastonbury	CT	Louis Hernandez, Jr.
461	Notify Technology Corp.	Communications/Networking	1,836	8,341	354%	San Jose	CA	Paul DePond
462	Portal Software, Inc.	Software	26,669	121,090	354%	Cupertino	CA	Dave Labuda, John E. Little
463	Systems Integration & Development	Software	1,090	4,946	354%	Rockville	MD	Ajay Agrawal
464	Wi-LAN Inc.	Communications/Networking	5,923	26,811	353%	Calgary	AB	Sayed-Amr El-Hamamsy
465	KANA Software, Inc.	Software	13,502	61,006	352%	Menlo Park	CA	Chuck Bay
466	Loudeye Corporation	Software	2,645	11,948	352%	Seattle	WA	Jeffrey M. Cavins
467	SAN Holdings, Inc.	Software	12,308	55,497	351%	Englewood	CO	John P. Jenkins
468	Harris Interactive	Internet	28,965	130,551	351%	Rochester	NY	Gordon S. Black
469	Blue Ridge Networks, Inc.	Software	1,601	7,215	351%	Chantilly	VA	Anthony Ruso
470	Cangene Corporation	Life Sciences	40,569	182,602	350%	Winnipeg	MB	John Langstaff
471	Emulex Corporation	Communications/Networking	68,485	308,208	350%	Costa Mesa	CA	Paul Folino
472	eSpeed, Inc.	Software	34,313	154,307	350%	New York	NY	Howard Lutnick
473	Distributed Energy Systems	Semiconductor/Equipment	934	4,194	349%	Wallingford	CT	Walter W. Schroeder
474	Internet Specialties West, Inc.	Internet	1,016	4,562	349%	Agoura Hills	CA	Drew Kaplan
475	SonicWALL, Inc.	Communications/Networking	21,047	94,401	349%	Sunnyvale	CA	Matt Medeiros
476	Critical Path, Inc.	Software	16,157	72,297	347%	San Francisco	CA	Mark Ferrer
477	Pegasus Solutions Inc.	Software	38,718	172,730	346%	Dallas	TX	John F. Davis, III
478	Potomac Management Group	Communications/Networking	1,736	7,699	343%	Alexandria	VA	Dennis J. Garcia
479	Digital Generation Systems, Inc.	Communications/Networking	13,068	57,687	341%	Irving	TX	Scott K. Ginsburg
480	Plexon Inc.	Life Sciences	830	3,660	341%	Dallas	TX	Harvey W. Wiggins, Jr.
481	McDATA Corporation	Communications/Networking	95,263	418,860	340%	Broomfield	CO	John Kelley
482	Angiotech Pharmaceuticals Inc.	Life Sciences	3,253	14,264	338%	Vancouver	BC	William Hunter
483	Albany Molecular Research	Life Sciences	44,828	196,349	338%	Albany	NY	Thomas E. D'Ambra, Ph.D.
484	CNSI	Communications/Networking	14,412	63,105	338%	Rockville	MD	Bishwajeet Chatterjee
485	Possis Medical, Inc.	Life Sciences	13,123	57,428	338%	Minneapolis	MN	Robert G. Dutcher
486	Viewpoint Corporation	Software	3,093	13,529	337%	New York	NY	Jay S. Amato
487	SanDisk Corporation	Computers/Peripherals	246,990	1,079,801	337%	Sunnyvale	CA	Eli Harari, Ph.D.
488	King Pharmaceuticals	Life Sciences	348,271	1,521,388	337%	Bristol	TN	Brian A. Markison
489	Heartlab, Inc.	Software	5,528	24,147	337%	Westerly	RI	Robert Petrocelli
490	GoAmerica Communications Corp.	Communications/Networking	2,731	11,878	335%	Hackensack	NJ	Aaron Dobrinsky
491	CSI Wireless	Communications/Networking	16,360	71,046	334%	Calgary	AB	Stephen Verhoeff
492	Encision, Inc.	Life Sciences	1,569	6,812	334%	Boulder	CO	James Bowman
493	Datafarm, Inc.	Software	302	1,311	334%	Marlborough	MA	Shylendra Kumar
494	Integra LifeSciences Holdings Corporation	Life Sciences	42,876	185,599	333%	Plainsboro	NJ	Stuart M. Essig
495	GTESS Corporation	Software	493	2,131	332%	Richardson	TX	Deborah M. Gage
496	Blue Pumpkin	Software	7,334	31,677	332%	Sunnyvale	CA	Doron Aspitz
497	Acacia Research Corporation	Semiconductor/Equipment	266	1,148	332%	Newport Beach	CA	Paul R. Ryan
498	Carbiz Inc.	Software	1,014	4,369	331%	Toronto	ON	Carl Ritter
499	Endo Pharmaceuticals	Life Sciences	138,546	595,608	330%	Chadds Ford	PA	Carol A. Ammon
500	Quest Software, Inc.	Software	70,868	304,288	329%	Irvine	CA	Vincent C. Smith

### **About the Technology, Media & Telecommunications Group**

The TMT Group is composed of service professionals who have a wealth of experience serving technology, media and telecommunications companies throughout the world in areas including cable, communications providers, computers and peripherals, entertainment, media and publishing, networking, semiconductors, software, wireless, and related industries. These specialists understand the challenges that these companies face throughout all stages of their business growth cycle and are committed to helping them succeed. Deloitte is a leader in providing strategic, financial and operational assistance to its technology, media and telecommunications clients.

### **About Deloitte**

Deloitte refers to one or more of Deloitte Touche Tohmatsu, a Swiss Verein, its member firms, and their respective subsidiaries and affiliates. Deloitte Touche Tohmatsu is an organization of member firms around the world devoted to excellence in providing professional services and advice, focused on client service through a global strategy executed locally in nearly 150 countries. With access to the deep intellectual capital of 120,000 people worldwide, Deloitte delivers services in four professional areas — audit, tax, consulting, and financial advisory services — and serves more than one-half of the world's largest companies, as well as large national enterprises, public institutions, locally important clients, and successful, fast-growing global growth companies. Services are not provided by the Deloitte Touche Tohmatsu Verein, and, for regulatory and other reasons, certain member firms do not provide services in all four professional areas.

As a Swiss Verein (association), neither Deloitte Touche Tohmatsu nor any of its member firms has any liability for each other's acts or omissions. Each of the member firms is a separate and independent legal entity operating under the names "Deloitte," "Deloitte & Touche," "Deloitte Touche Tohmatsu," or other related names.

In the U.S., Deloitte & Touche USA LLP is the member firm of Deloitte Touche Tohmatsu, and services are provided by the subsidiaries of Deloitte & Touche USA LLP (Deloitte & Touche LLP, Deloitte Consulting LLP, Deloitte Tax LLP, and their subsidiaries) and not by Deloitte & Touche USA LLP. The subsidiaries of the U.S. member firm are among the nation's leading professional services firms, providing audit, tax, consulting, and financial advisory services through nearly 30,000 people in more than 80 cities. Known as employers of choice for innovative human resources programs, they are dedicated to helping their clients and their people excel. For more information, please visit the U.S. member firm's website at [www.deloitte.com/us](http://www.deloitte.com/us).

### **Deloitte Technology Fast 500**

225 West Santa Clara Street, Suite 600  
San Jose, California 95113  
Phone 800.982.8566 Fax 408.704.2452

email [fast500@deloitte.com](mailto:fast500@deloitte.com) [www.fast500.com](http://www.fast500.com)

